



BCI ALGÉRIE
Certification ISO 9001



9001



Wall-Fence



**SAPCI est votre partenaire
sur chantier pour tous vos travaux
en Béton prêt à l'emploi**

**Centre de production de BPE
Ouled Heddadj**



Unité de Production BPE
Ouled Heddadj 35052
W.Boumerdès
Mob.: 0560 02 57 85

SAPCI votre partenaire depuis 1969
www.sapci-dz.com

BÉTON PRÊT A L'EMPLOI





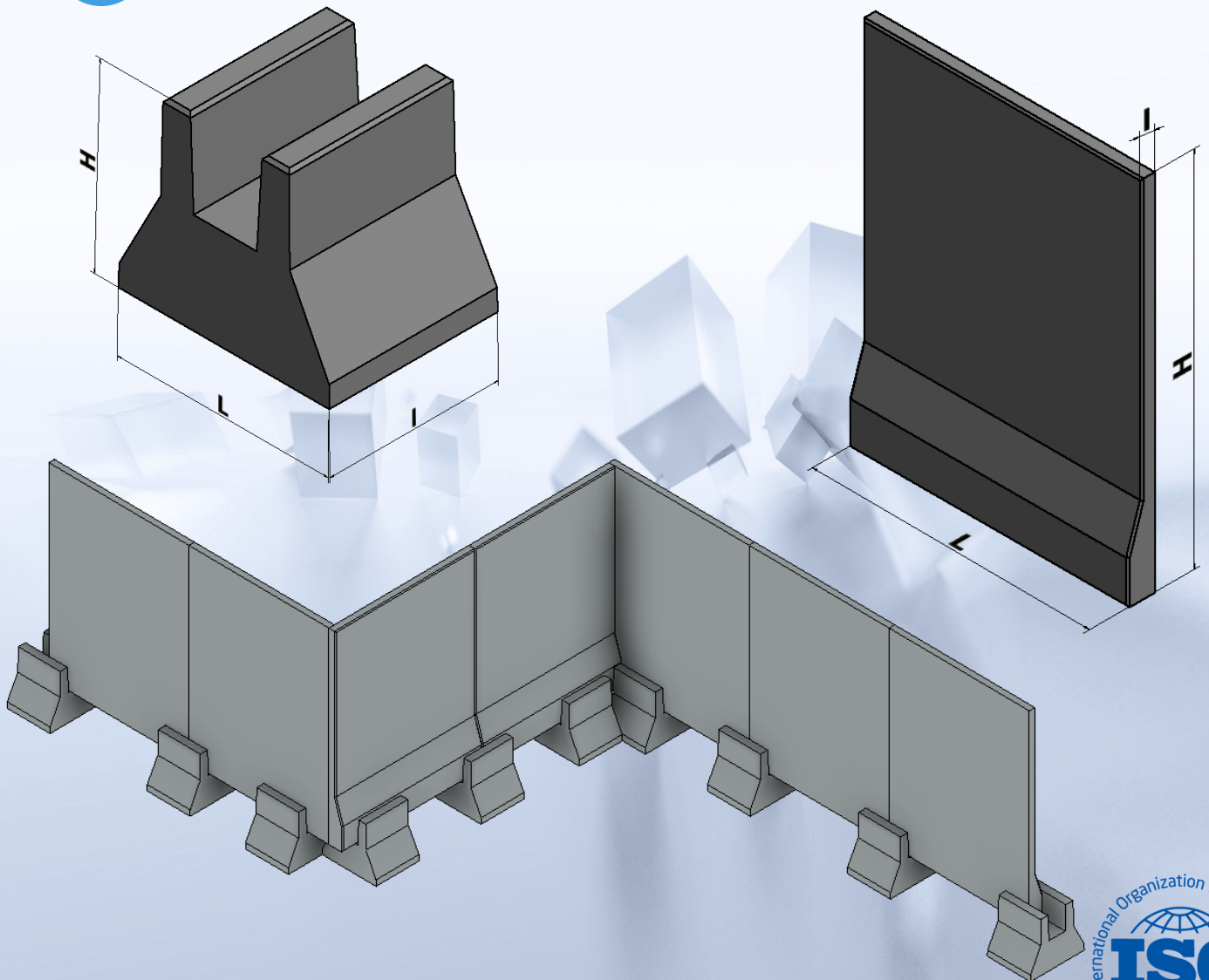
Wall - Fence




| Désignation | Dimension in cm | | | Unit weight In kg | pattern / colour | Class of concrete MPA |
|-------------|-----------------|-----|------|-------------------|--|-----------------------|
| | H | I | L | | | |
| MC340 | 3400 | 160 | 2600 | 3038 | According to the choice of the customer | 25 |
| Semell | 870 | 800 | 1000 | 974 | | 25 |



Wall - Fence





Wall - Fence



DESCRIPTION:

Prefabricated reinforced concrete walls with a total height of 3.40m, the visible part of which (useful height) is 2.60m; and width of 2.60m.

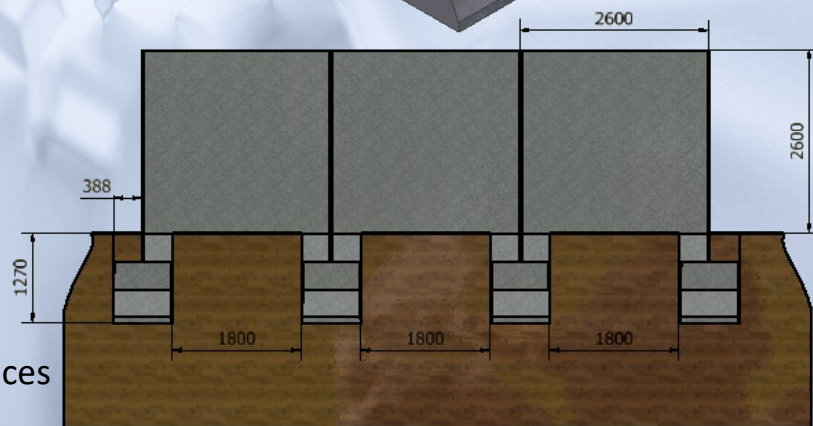
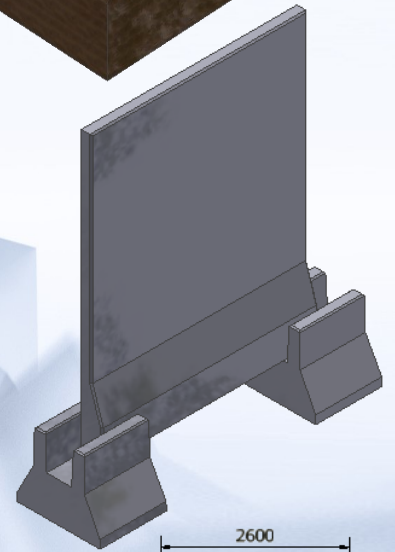
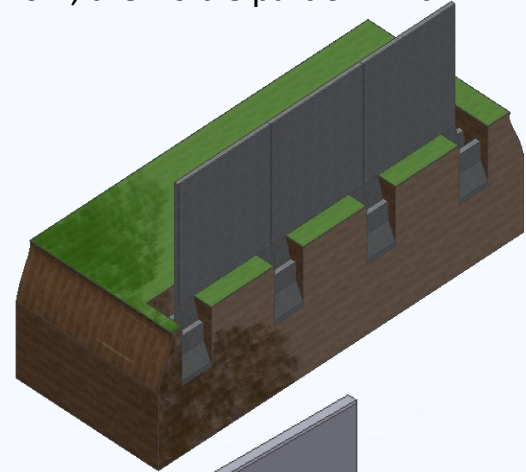
ADVANTAGES:


- Protect your property, properties and activities;
- Delimit and partition your lands and places of passage;
- Enhance your spaces by its high surface quality;
- Resist permanently against external aggression;
- Last in time (20 years minimum life);
- No maintenance required
- Make your investments profitable thanks to its excellent quality / price ratio.

The MC340 range of SAPCI prefabricated walls makes it possible to completely meet the different fence styles:

- Green spaces;
 - Residential homes;
 - Road network;
- professional fencing, etc.).

MC340 walls can receive a wide choice of aesthetic finishes according to the tendencies and the choices of the customer.





Wall - Fence



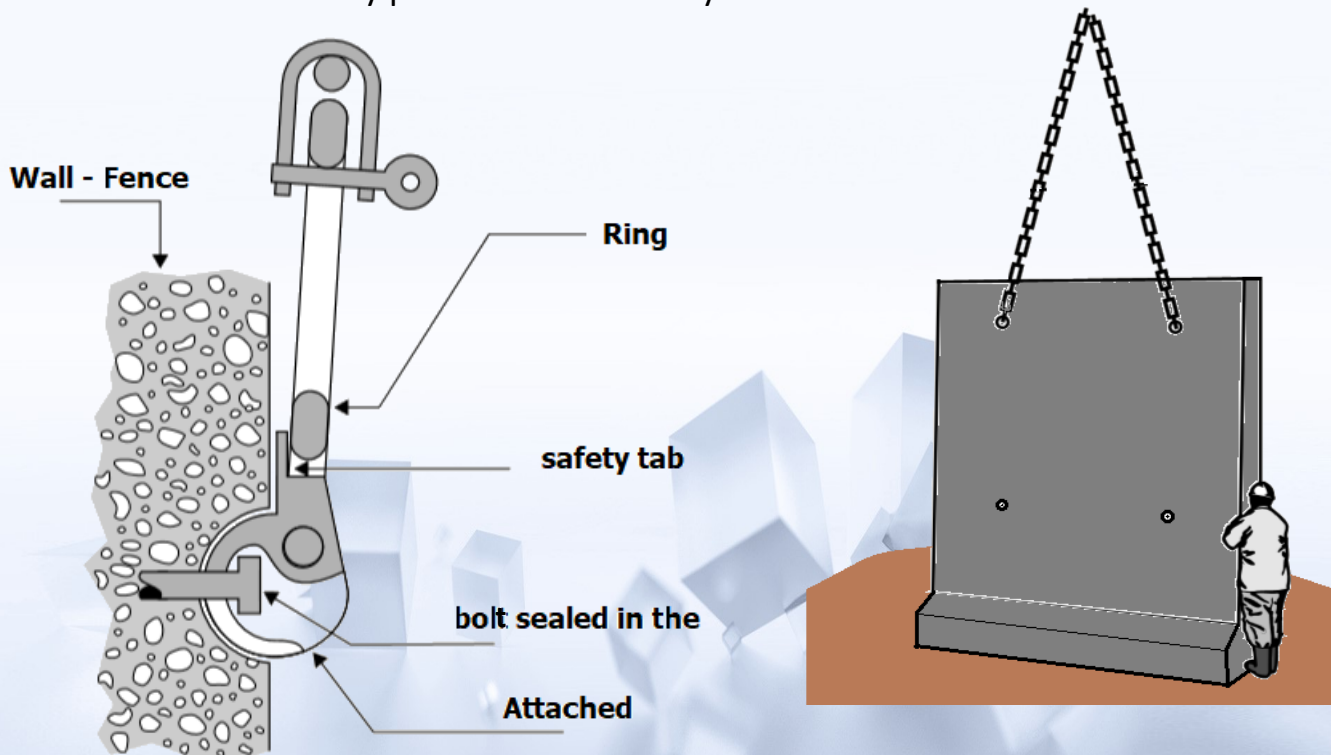
BCI ALGÉRIE
Certification ISO 9001


INTERMEDIATE STORAGE:

All precautions will be taken to avoid tilting walls and shocks.

HANDLING:

- Use a machine with sufficient lifting capacity.
- All wall handling operations are carried out with two chains attached on both sides of the web to a security pin made available by SAPCI.





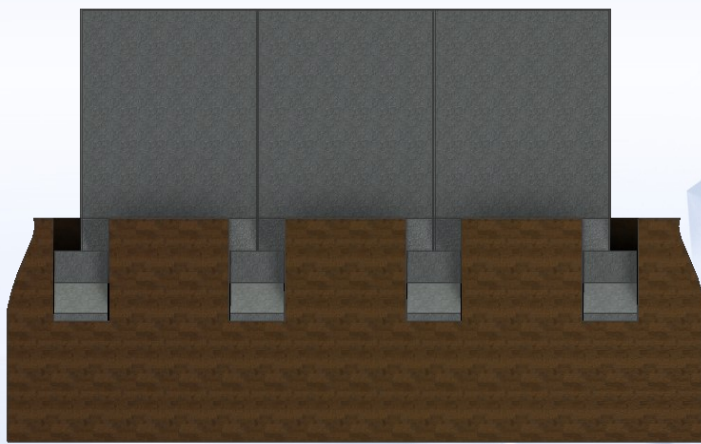
Wall - Fence



Installation:

To facilitate the installation and adjustment of the walls, we advise you to proceed as follows in the usual cases:

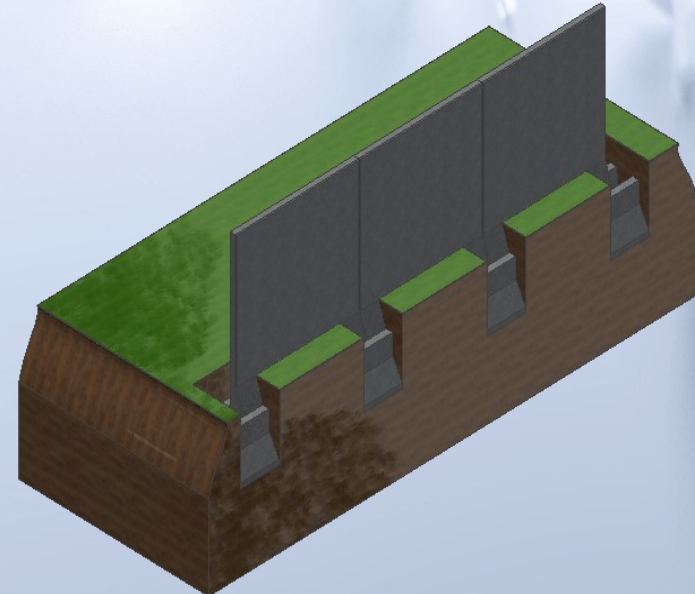
- Run a concrete footing of ordinary concrete 10 to 15cm thick, if possible overflowing on both sides of the sole, which will relieve the ground;
- Spread dry layer, by 400 kg of concrete with a thickness of approximately 2 cm;
- Modify the layer by relying on tiling and leveling.
- Position the first wall and check its perfect position in alignment and verticality;



Leveling
layer

Concrete
support

2 cm



Note: the walls will never be placed on holds.

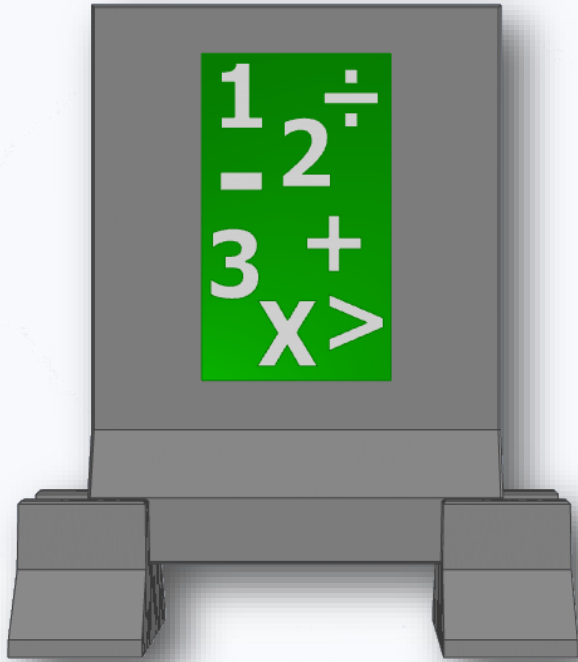





Wall - Fence



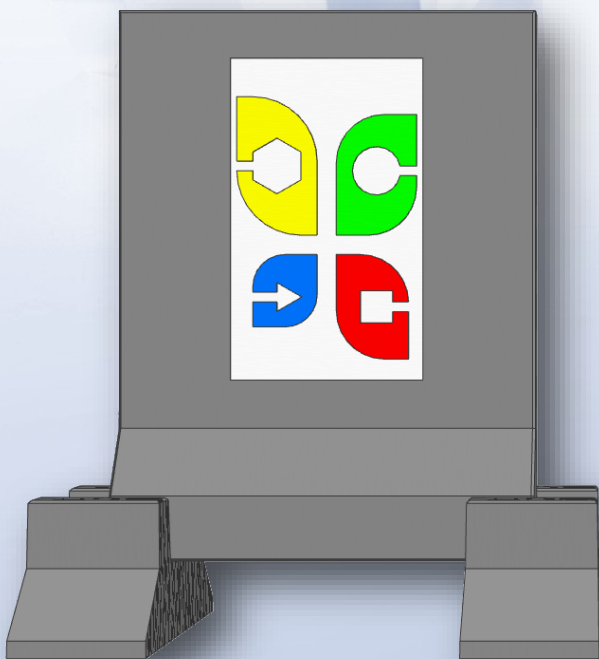
 pattern **No:01**



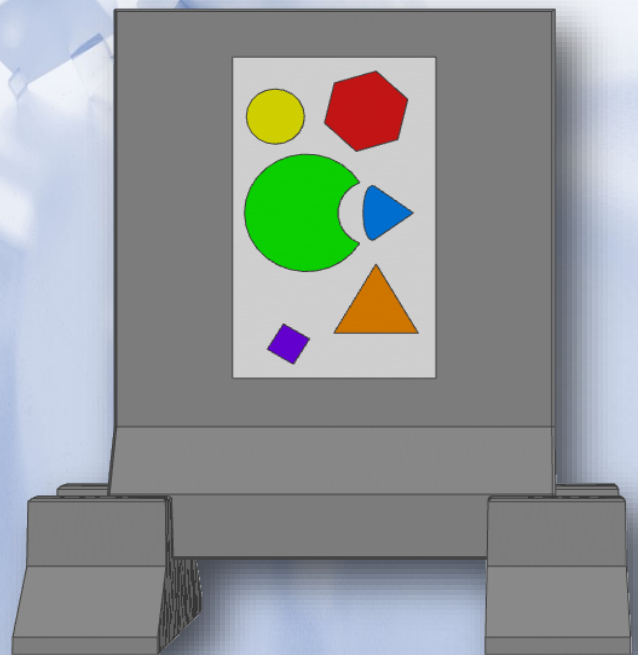
 pattern **No:02**



 pattern **No:03**



 pattern **No:04**





Wall - Fence

